Professional Hearing Solutions

Latest Hearing Aids



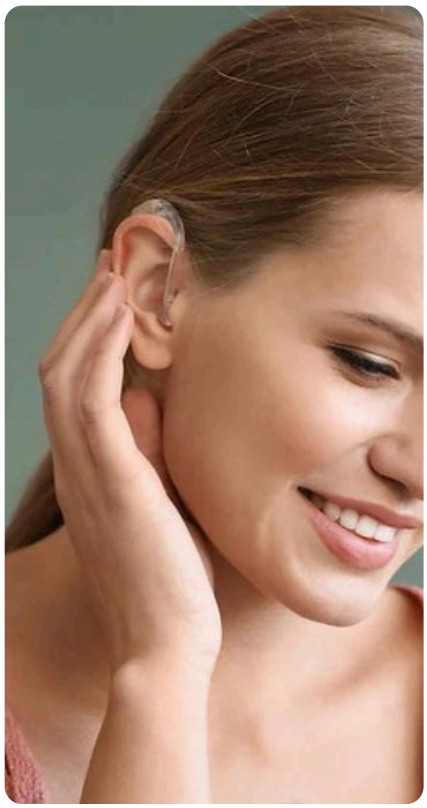



DATA SHEET

www.professionalhearingsolution.com

0332-5014111

RIC HEARING SYSTEMS

Mood G6

Tech Level	16	12	8	6	4	tune



Battery: 312

Amplification: 45 dB | 60 dB | 70 dB | 75 dB

Data sheet also applicable for tune T2.0 Mood G6

Mood G6 | Technical Data

Type	S-Receiver		M-Receiver	
	2 ccm coupler	Ear simulator	2 ccm coupler	Ear simulator
Output sound pressure level				
OSPL90 at 1.6 kHz	—	109 dB SPL	—	123 dB SPL
maximum OSPL90	108 dB SPL	119 dB SPL	119 dB SPL	129 dB SPL
HFA OSPL90	101 dB SPL	–	113 dB SPL	—
Full-on gain				
FOG at 1.6 kHz	—	43 dB	—	55 dB
maximum FOG	45 dB	56 dB	60 dB	70 dB
HFA FOG	37 dB	—	50 dB	—
Reference test gain	24 dB	34 dB	36 dB	48 dB
Frequency, noise and directivity				
Frequency range TL 16 TL 12, 8, 6, 4	100–10000 Hz 100–8200 Hz	100–10000 Hz 100–8300 Hz	100–9400 Hz 100–8200 Hz	100–10000 Hz 100–8300 Hz
Equivalent input noise	17 dB SPL	21 dB SPL	17 dB SPL	22 dB SPL
Total harmonic distortion at 500 / 800 / 1600 / 3200 Hz	1 / 1 / 1 / 1 %	1 / 1 / 2 / – %	1 / 2 / 1 / 1 %	2 / 3 / 2 / – %
Tinnitus noiser broadband	65 dB SPL	—	70 dB SPL	—
AI-DI	4.0 dB		4.0 dB	
Latency	< 15 ms		< 15 ms	
Inductive coil sensitivity				
MASL (1 mA/m) at 1.6 kHz	—	74 dB SPL	—	86 dB SPL
Full-on HFA-SPLIV (10mA/m)	88 dB SPL	—	101 dB SPL	—
HFA SPLITS (left/right)	83 / 83 dB SPL	—	95 / 95 dB SPL	—
RSETS (left/right)	-1 / -1 dB	—	-1 / -1 dB	—
HFA SPLIV	83 dB SPL	—	95 dB SPL	—
Battery				
Battery voltage	1.3 V		1.3 V	
Battery current drain	1.7 mA	1.7 mA	1.9 mA	1.9 mA
Battery runtime (cell zinc air)	~78 h		~76 h	
Cellphone compatibility				
Microphone mode	0.65 – 0.96 GHz 1.4 – 2.7 GHz		0.65 – 0.96 GHz 1.4 – 2.7 GHz	
Telecoil mode	—		—	

— not applicable

Refer to section “Further information” for additional information on the values.

Mood G6 | Technical Data

Type	P-Receiver		HP-Receiver	
	2 ccm coupler	Ear simulator	2 ccm coupler	Ear simulator
Output sound pressure level				
OSPL90 at 1.6 kHz	—	128 dB SPL	—	137 dB SPL
maximum OSPL90	124 dB SPL	134 dB SPL	130 dB SPL	138 dB SPL
HFA OSPL90	119 dB SPL	—	123 dB SPL	—
Full-on gain				
FOG at 1.6 kHz	—	70 dB	—	82 dB
maximum FOG	70 dB	80 dB	75 dB	82 dB
HFA FOG	63 dB	—	68 dB	—
Reference test gain	42 dB	53 dB	46 dB	62 dB
Frequency, noise and directivity				
Frequency range TL 16 TL 12, 8, 6, 4	100–7500 Hz 100–7500 Hz	100–8100 Hz 100–8100 Hz	100–7300 Hz 100–7300 Hz	250–6100 Hz 250–6100 Hz
Equivalent input noise	16 dB SPL	20 dB SPL	14 dB SPL	10 dB SPL
Total harmonic distortion at 500 / 800 / 1600 / 3200 Hz	1 / 2 / 1 / 1 %	3 / 4 / 2 / – %	1 / 2 / 1 / 1 %	2 / 2 / 1 / – %
Tinnitus noiser broadband	75 dB SPL	—	85 dB SPL	—
AI-DI	4.0 dB		4.0 dB	
Latency	< 15 ms		< 15 ms	
Inductive coil sensitivity				
MASL (1 mA/m) at 1.6 kHz	—	101 dB SPL	—	113 dB SPL
Full-on HFA-SPLIV (10mA/m)	114 dB SPL	—	119 dB SPL	—
HFA SPLITS (left/right)	102 / 102 dB SPL	—	105 / 105 dB SPL	—
RSETS (left/right)	-1 / -1 dB	—	-1 / -1 dB	—
HFA SPLIV	102 dB SPL	—	105 dB SPL	—
Battery				
Battery voltage	1.3 V		1.3 V	
Battery current drain	1.8 mA	1.8 mA	1.8 mA	1.8 mA
Battery runtime (cell zinc air)	~76 h		~76 h	
Cellphone compatibility				
Microphone mode	0.65 – 0.96 GHz 1.4 – 2.7 GHz		0.65 – 0.96 GHz 1.4 – 2.7 GHz	
Telecoil mode	—		—	

— not applicable

Refer to section “Further information” for additional information on the values.

Mood G6 | Fitting Range

S-Receiver

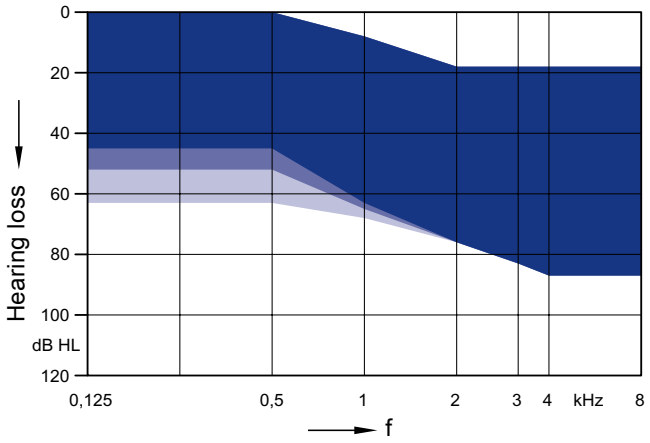

Open Click Domes
Double Click Domes
Click Mold (no vent)

M-Receiver

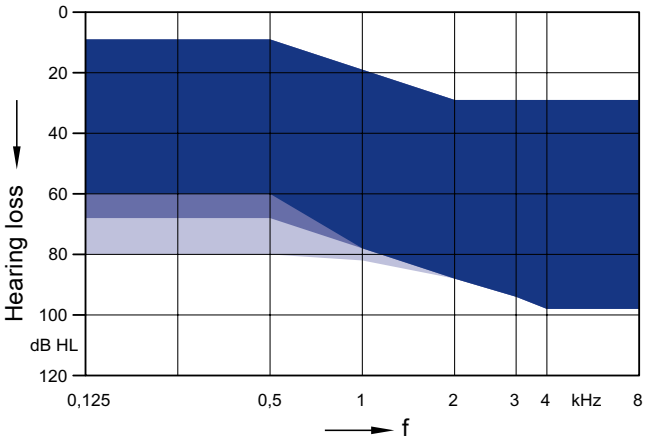

Open Click Domes
Double Click Domes
Click Mold (no vent)

P-Receiver

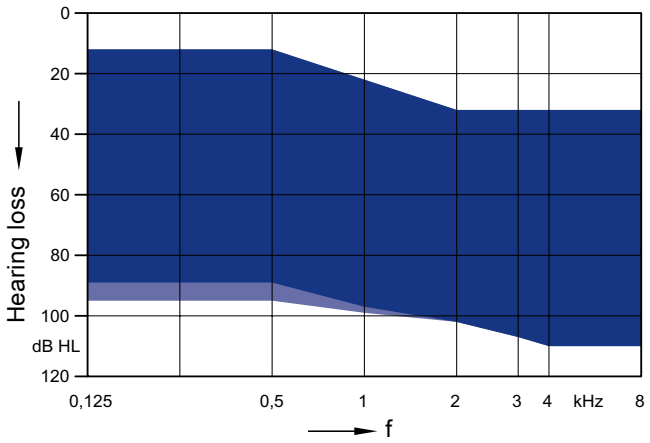

Double Click Domes
Click Mold (no vent)

HP-Receiver

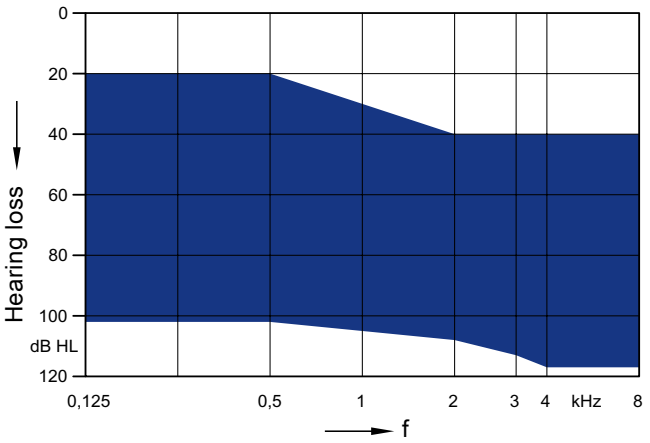

Custom Shell (no vent)

S-Receiver (Closed Click Dome) | Basic Data

2 ccm coupler

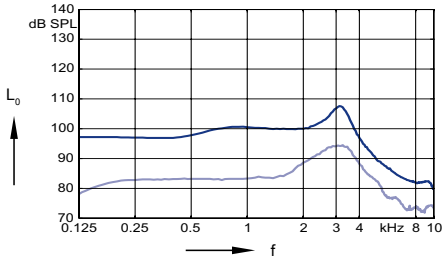

Max. Output sound pressure level (L_I = 90 dB)

Full on gain (L_I = 50 dB)

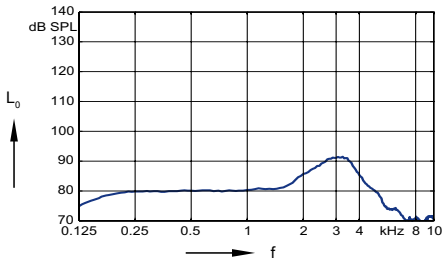

Frequency response (L_I = 60 dB)

Ear simulator

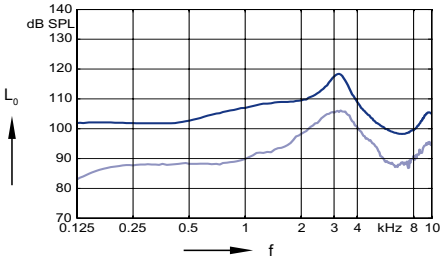

Max. Output sound pressure level (L_I = 90 dB)

Full on gain (L_I = 50 dB)

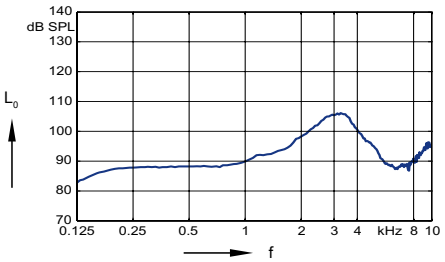

Basic acoustic response (L_I = 60 dB)

Inductive response

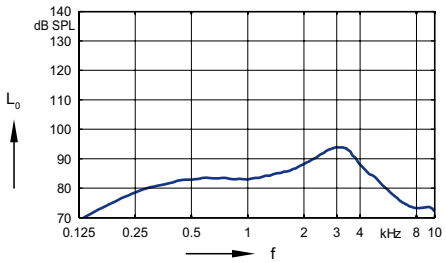

Inductive response (H = 10 mA/m)

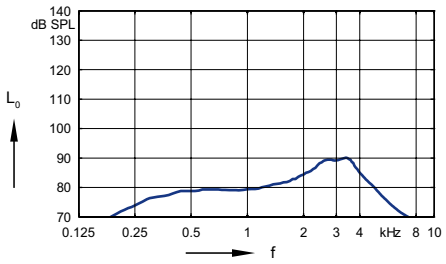

SPLIV curve (H = 31.6 mA/m)

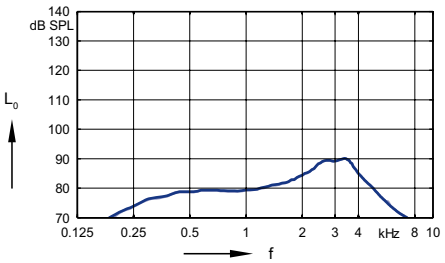

SPLITS curve left (H = 31.6 mA/m)

SPLITS curve right (H = 31.6 mA/m)

M-Receiver (Closed Click Dome) | Basic Data

2 ccm coupler

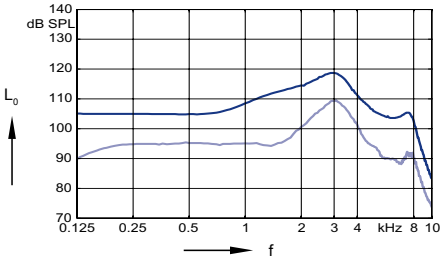

Max. Output sound pressure level (L_I = 90 dB)

Full on gain (L_I = 50 dB)

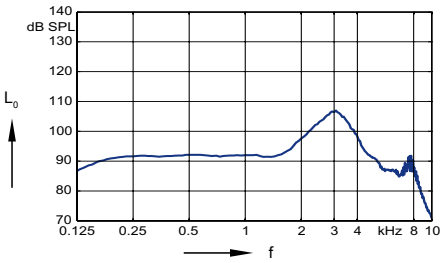

Frequency response (L_I = 60 dB)

Ear simulator

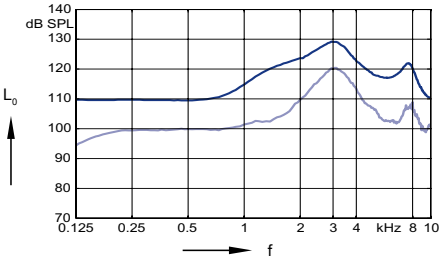

Max. Output sound pressure level (L_I = 90 dB)

Full on gain (L_I = 50 dB)

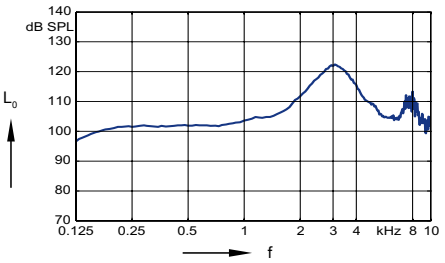

Basic acoustic response (L_I = 60 dB)

Inductive response

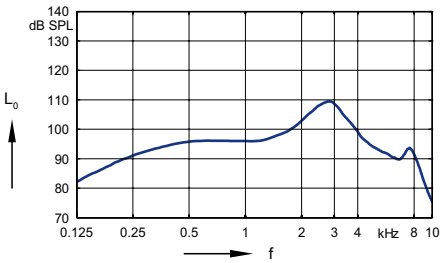

Inductive response (H = 10 mA/m)

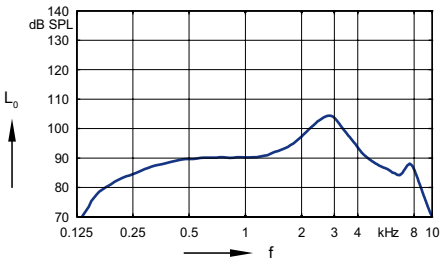

SPLIV curve (H = 31.6 mA/m)

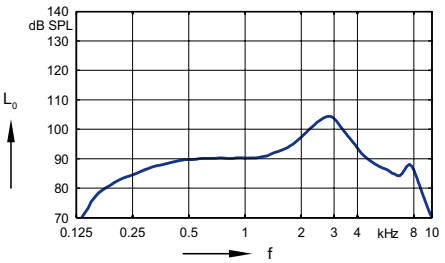

SPLITS curve left (H = 31.6 mA/m)

SPLITS curve right (H = 31.6 mA/m)

P-Receiver (Click mold) | Basic Data

2 ccm coupler

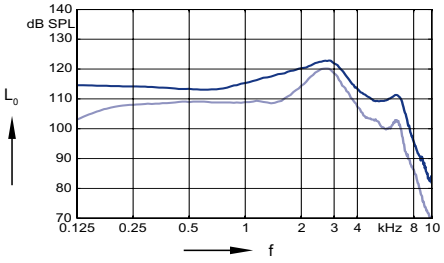

Max. Output sound pressure level (L_I = 90 dB)

Full on gain (L_I = 50 dB)

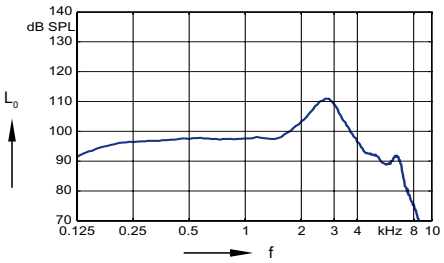

Frequency response (L_I = 60 dB)

Ear simulator

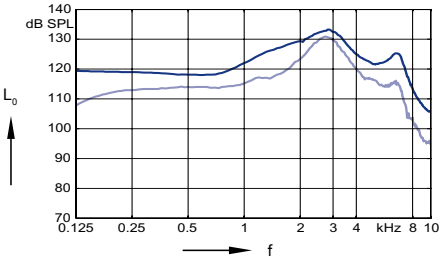

Max. Output sound pressure level (L_I = 90 dB)

Full on gain (L_I = 50 dB)

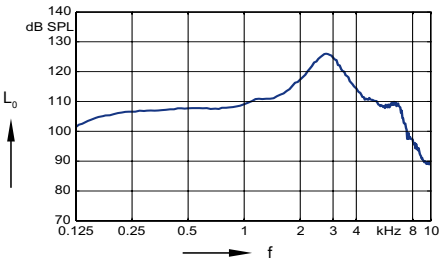

Basic acoustic response (L_I = 60 dB)

Inductive response

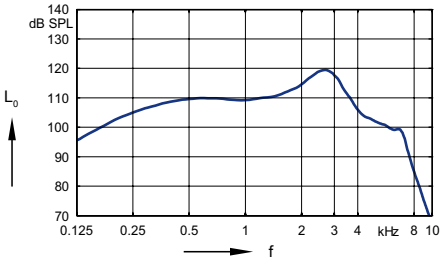

Inductive response (H = 10 mA/m)

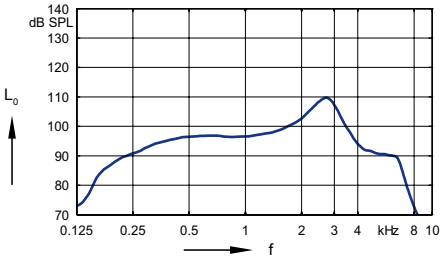

SPLIV curve (H = 31.6 mA/m)

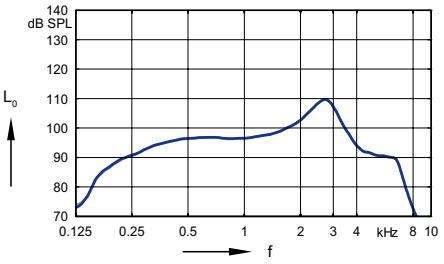

SPLITS curve left (H = 31.6 mA/m)

SPLITS curve right (H = 31.6 mA/m)

HP-Receiver (Custom Shell) | Basic Data

2 ccm coupler

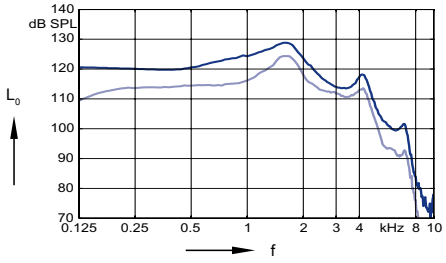

Max. Output sound pressure level (L_I = 90 dB)

Full on gain (L_I = 50 dB)

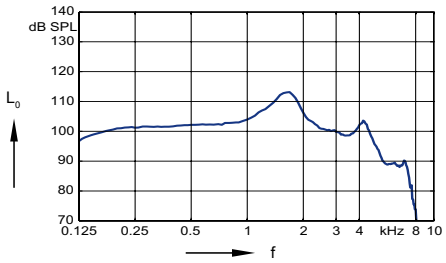

Frequency response (L_I = 60 dB)

Ear simulator

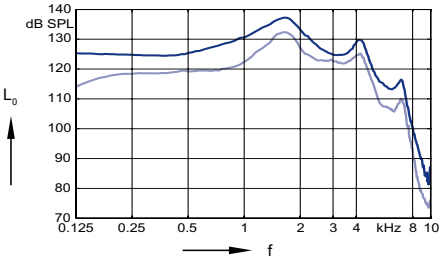

Max. Output sound pressure level (L_I = 90 dB)

Full on gain (L_I = 50 dB)

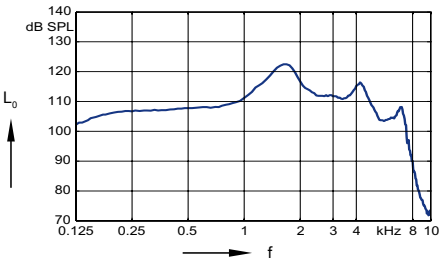

Basic acoustic response (L_I = 60 dB)

Inductive response

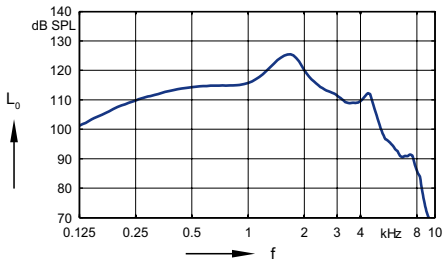

Inductive response (H = 10 mA/m)

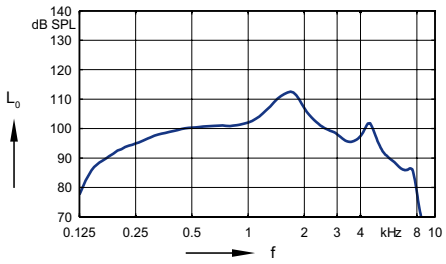

SPLIV curve (H = 31.6 mA/m)

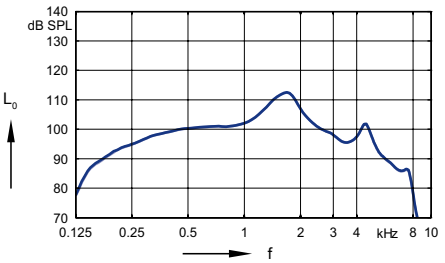

SPLITS curve left (H = 31.6 mA/m)

SPLITS curve right (H = 31.6 mA/m)

Mood G6 | Features and Accessories

	TL 16	TL 12	TL 8	TL 6	TL 4
Features					
Channels / Controls / Programs	48 / 20 / 6	32 / 16 / 6	24 / 12 / 6	16 / 8 / 4	16 / 8 / 4
First Fit 48 Channels	●	●	●	●	●
Integrated Motion Sensor	●	●	●	—	—
Comformatic	HiRes	HiRes	HiRes	HiRes	HiRes
Occlumatic	●	●	●	—	—
Direct Audio Streaming / Auto Volume	Made for iPhone, Android via Smart Mic/ Auto Volume	Made for iPhone, Android via Smart Mic/ Auto Volume	Made for iPhone, Android via Smart Mic/ Auto Volume	Made for iPhone, Android via Smart Mic/ Auto Volume	Made for iPhone, Android via Smart Mic/ Auto Volume
Binaural synchronization	●	●	●	●	●
Directionality	Automatic/ Adaptive, Panorama, Front/Back, Left/Right, Advanced Narrow	Automatic/ Adaptive, Panorama, Front/Back, Advanced Narrow	Automatic/ Adaptive, Panorama, Advanced Narrow	Automatic/ Adaptive, Panorama	Automatic/ Adaptive, Panorama
Noise Reduction	Noise Management, Impulse suppressor, Directional	Noise Management, Impulse suppressor, Directional	Noise Management, Impulse suppressor	Noise Management, Impulse suppressor	Noise Management
Wind Noise Reduction	Binaural	Binaural	Standard	Standard	—
EchoClear / Dereverberation	●	—	—	—	—
HiFi functionality / Selective frequency compression	● / ●	— / ●	— / ●	— / ●	— / ●
Music	Live Musicians Sound carriers	Live Musicians Sound carriers	MusicSelect	MusicSelect	Standard
Tinnitus	Sound Therapy, Notch Therapy	Sound Therapy, Notch Therapy	Sound Therapy, Notch Therapy	Sound Therapy, Notch Therapy	—
2earPhone	●	●	●	—	—
Acclimatic / Data Logging	Intelligent / ●	Intelligent / ●	● / ●	● / ●	● / ●
T-Coil	○	○	○	○	○
Small earhook	—	—	—	—	—
Ingress Protection Rating	IP68	IP68	IP68	IP68	IP68
Accessories					
Basic / Charging Station	—	—	—	—	—
Smart Key	○	○	○	○	○
Smart Transmitter 2,4	○	○	○	○	○
Smart Mic	○	○	○	○	○
Audio Service App	○	○	○	○	○
CROS RIC G6	○	○	○	—	—
CROS RIC Li-Ion G6	○	○	○	—	—
CROS quiX G6	—	—	—	—	—

● available — not available ○ optional

Mood G6 | Further information

Abbreviations

The following abbreviations are used in this data sheet:

SPL	Sound Pressure Level
OSPL	Output Sound Pressure Level
HFA	High Frequency Average
FOG	Full-On Gain
MASL	Magneto Acoustical Sensitivity Level
SPLITS	Coupler SPL for an Inductive Telephone Simulator
RSETS	Relative Simulated Equivalent Telephone Sensitivity
SPLIV	SPL In a Vertical magnetic field
AI-DI	Articulation Index - Directivity Index
IRIL	Input Related Interference Level
RTF	Reference Test Frequency
ASHA	Audio Streaming for Hearing Aids

Standards and additional information

- All measurements with the 2 ccm coupler were performed according to EN IEC 60118-0:2024 and ANSI S3.22:2014 if applicable.
- All measurements with an ear simulator were performed according to EN 60118-0:1993 + A1:1994 and to DIN 45605 (frequency range) if applicable.
- All Cellphone Compatibility measurements were performed according to EN IEC 60118-13:2020 and ANSI C63.19:2019.
- Cellphone Compatibility definition: It is expected that the hearing aid user can effectively use a compliant wireless device held in a talking position at the ear. Maximum achievable Cellphone Compatibility range: 0.65 – 0.96 GHz and 1.4 – 2.7 GHz.
- Curves and figures representing FOG are measured with 20 dB reduction and 70 dB SPL input level.
- Figures representing Equivalent Input Noise incorporate a moderate expansion.
- Tinnitus noiser measurement conditions: all tinnitus single frequency sliders in max position, master volume slider in default position (0 dB) and local volume control in default position.
- Inductive coil sensitivity values, inductive response curves and T ratings apply for instruments with telecoil only.
- The current consumption is measured in reference test setting (RTS) according to the applicable standards. Due to the settling behaviour of hearing aids supporting RF (Radio Frequency), the battery current is measured 3 minutes after turning on (note: no pairing).
- The battery runtime is based on first fit settings using 60 % of the fitting range and an ISTS (International Speech Test Signal) input signal at 65 dB SPL (note: pairing established). The actual battery runtime is determined by battery quality, hearing loss, sound environment, usage and activated feature set. Regarding RF usage, Bluetooth audio streaming from phone to hearing aid and from hearing aid to phone are considered.
- Extended bandwidth up to 10 kHz for TL 16 devices only.
- The following acoustic connections / ear pieces were used:
  - S-Receiver Unit and M-Receiver Unit: Closed Click Dome
  - P-Receiver Unit: Click Mold
  - HP-Receiver Unit: Custom Shell

Order No. 04023-99T05-7600
www.wsaud.com
© 11.2024, WSAUD A/S
All rights reserved

Subject to change
without prior notice

The information in this document contains general descriptions of the technical options available, which do not always have to be present in individual cases and are subject to change without prior notice. The required features should therefore be specified in each individual case at the time of conclusion of the respective contract.